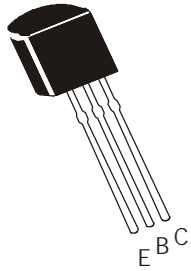


NPN SILICON PLANAR EPITAXIAL TRANSISTORS

CN300 / 301 / 302
CN303 / 304

TO-92
Plastic Package



General Purpose Audio Transistors Complementary CP500 series

ABSOLUTE MAXIMUM RATINGS

DESCRIPTION	SYMBOL	CN300	CN301	CN302	CN303	CN304	UNITS
Collector Base Voltage	V_{CBO}	25	35	35	45	70	V
Collector Emitter Voltage	V_{CEO}	25	35	35	45	70	V
Emitter Base Voltage	V_{EBO}	5					V
Collector Continuous Current	I_C	500					mA
Base Current	I_B	100					mA
Power Dissipation @ $T_a=25^\circ\text{C}$	P_D	300					mW
Operating and Storage Junction Temperature Range	T_j, T_{stg}	- 65 to +150					$^\circ\text{C}$

ELECTRICAL CHARACTERISTICS ($T_a=25^\circ\text{C}$ unless specified otherwise)

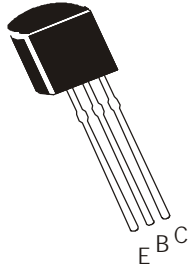
DESCRIPTION	SYMBOL	TEST CONDITION	MIN	MAX	UNITS
Collector Cut Off Current	I_{CBO}	$V_{CB}=V_{CB}(\text{max})$		200	nA
Emitter Cut Off Current	I_{EBO}	$V_{EB}=4\text{V}, I_C=0$		200	nA
Collector Emitter Voltage	V_{CEO}	$I_C=1\text{mA}, I_B=0$			
		CN300	25		V
		CN301/CN302	35		V
		CN303	45		V
		CN304	70		V
Collector Emitter Saturation Voltage	$*V_{CE(\text{sat})}$	$I_C=50\text{mA}, I_B=5\text{mA}$			V
		CN300/303/304		0.35	V
		CN301/CN302		0.25	V
Base Emitter Saturation Voltage	$*V_{BE(\text{sat})}$	$I_C=10\text{mA}, I_B=1\text{mA}$	0.65	1.0	V
DC Current Gain	$*h_{FE}$	$I_C=100\mu\text{A}, V_{CE}=6\text{V}$ CN302	20		
		$I_C=10\text{mA}, V_{CE}=6\text{V}$			
		CN300/301/303/304	50	300	
		CN302	100	300	
		$I_C=50\text{mA}, V_{CE}=6\text{V}$ CN302	50		

*Pulse Condition: Pulse Width = 300ms, Duty Cycle \leq 2%.

CN300_304Rev_1 211204E

NPN SILICON PLANAR EPITAXIAL TRANSISTORS

CN300 / 301 / 302
CN303 / 304



TO-92
Plastic Package

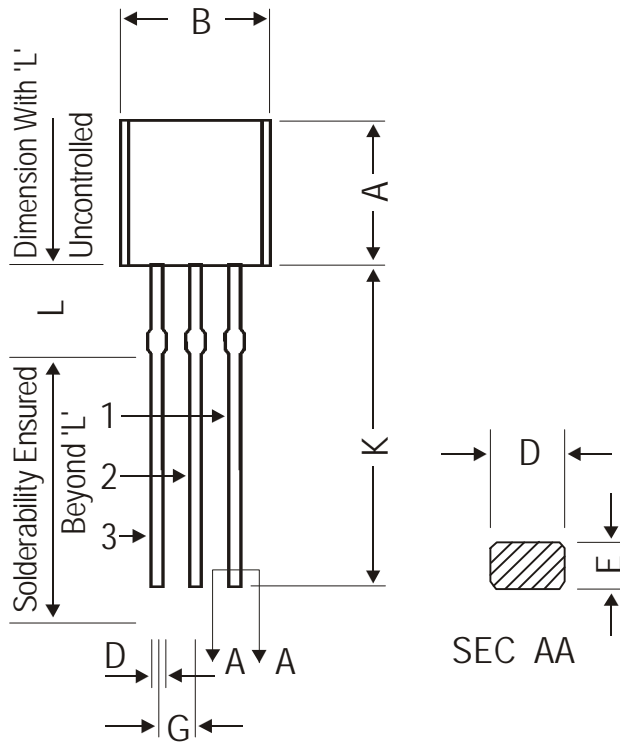
ELECTRICAL CHARACTERISTICS ($T_a=25^{\circ}\text{C}$ unless specified otherwise)

DYNAMIC CHARACTERISTICS

DESCRIPTION	SYMBOL	TEST CONDITION	MIN	MAX	UNITS
Output Capacitance	C_{obo}	$V_{CB}=6\text{V}$, $I_E=0$, $f=1\text{MHz}$		6	pF
Noise Figure	N_F	$V_{CE}=6\text{V}$, $I_C=100\mu\text{A}$, $f=1\text{KHz}$, $R_s=1.5\text{k}\Omega$		7	dB
Transition Frequency	f_T	$V_{CE}=6\text{V}$, $I_C=10\text{mA}$, $f=100\text{MHz}$	150		MHz

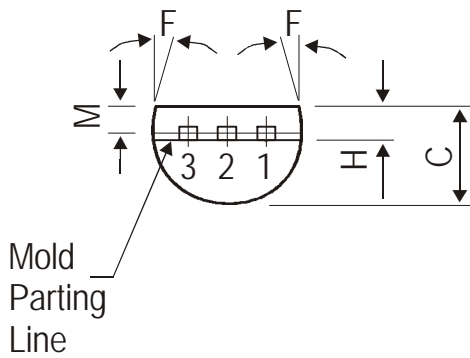
CN300_304Rev_1 211204E

TO-92 Plastic Package



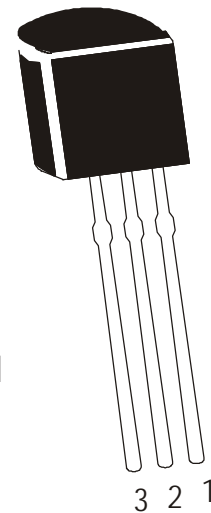
DIM	MIN.	MAX.
A	4.32	5.33
B	4.45	5.20
C	3.18	4.19
D	0.41	0.55
E	0.35	0.50
F	5 DEG	
G	1.14	1.40
H	1.20	1.40
K	12.70	—
L	1.982	2.082
M	1.03	1.20

All dimensions are in mm



PIN CONFIGURATION

1. COLLECTOR
2. BASE
3. EMITTER



The TO-92 Package, Tape and Ammo Pack Drawings are correct as on the date of issue/revision of this Data Sheet.

The currently valid dimensions and information, may please be confirmed from the TO-92 Drawing in the Packages and Packing Section of the Product Catalogue.

Packing Details

PACKAGE	STANDARD PACK		INNER CARTON BOX		OUTER CARTON BOX		
	Details	Net Weight/Qty	Size	Qty	Size	Qty	Gr Wt
TO-92 Bulk	1K/polybag	200 gm/1K pcs	3" x 7.5" x 7.5"	5K	17" x 15" x 13.5"	80K	23 kgs
TO-92 T&A	2K/ammo box	645 gm/2K pcs	12.5" x 8" x 1.8"	2K	17" x 15" x 13.5"	32K	12.5 kgs

Disclaimer

The product information and the selection guides facilitate selection of the CDIL's Discrete Semiconductor Device(s) best suited for application in your product(s) as per your requirement. It is recommended that you completely review our Data Sheet(s) so as to confirm that the Device(s) meet functionality parameters for your application. The information furnished in the Data Sheet and on the CDIL Web Site/CD are believed to be accurate and reliable. CDIL however, does not assume responsibility for inaccuracies or incomplete information. Furthermore, CDIL does not assume liability whatsoever, arising out of the application or use of any CDIL product; neither does it convey any license under its patent rights nor rights of others. These products are not designed for use in life saving/support appliances or systems. CDIL customers selling these products (either as individual Discrete Semiconductor Devices or incorporated in their end products), in any life saving/support appliances or systems or applications do so at their own risk and CDIL will not be responsible for any damages resulting from such sale(s).

CDIL strives for continuous improvement and reserves the right to change the specifications of its products without prior notice.



CDIL is a registered Trademark of
Continental Device India Limited

C-120 Naraina Industrial Area, New Delhi 110 028, India.

Telephone + 91-11-2579 6150, 5141 1112 Fax + 91-11-2579 5290, 5141 1119
email@cdil.com www.cdilsemi.com